

## Air Quality Action Plan 2024-2029 consultation

<https://consult.reading.gov.uk/dens/air-quality-action-plan-2024-2029-consultation>

This report was created on Wednesday 24 January 2024 at 11:10

The activity ran from 06/12/2023 to 17/01/2024

Responses to this survey: **217**

### 1: What is your name?

#### Name

There were 187 responses to this part of the question.

### 2: What is your email address?

#### Email

There were 180 responses to this part of the question.

### 3: What is your organisation?

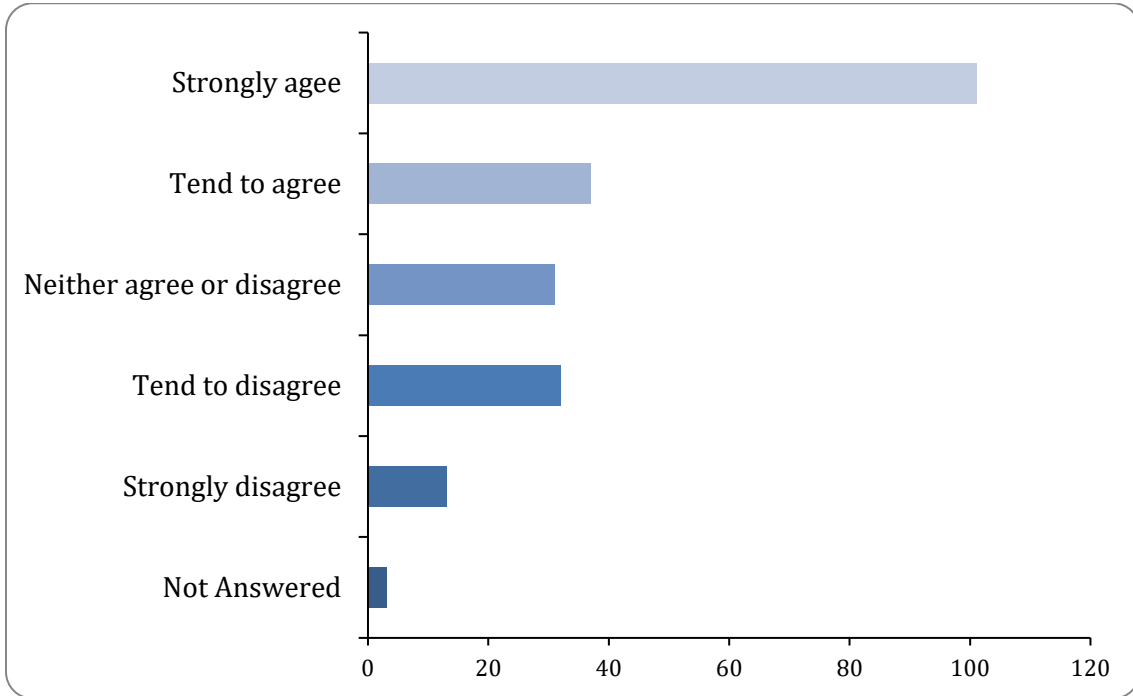
#### Organisation

There were 98 responses to this part of the question.

**4: To what extent do you agree or disagree that poor Air Quality is an importance issue in the borough?**

**Importance of Air Quality**

There were 214 responses to this part of the question.

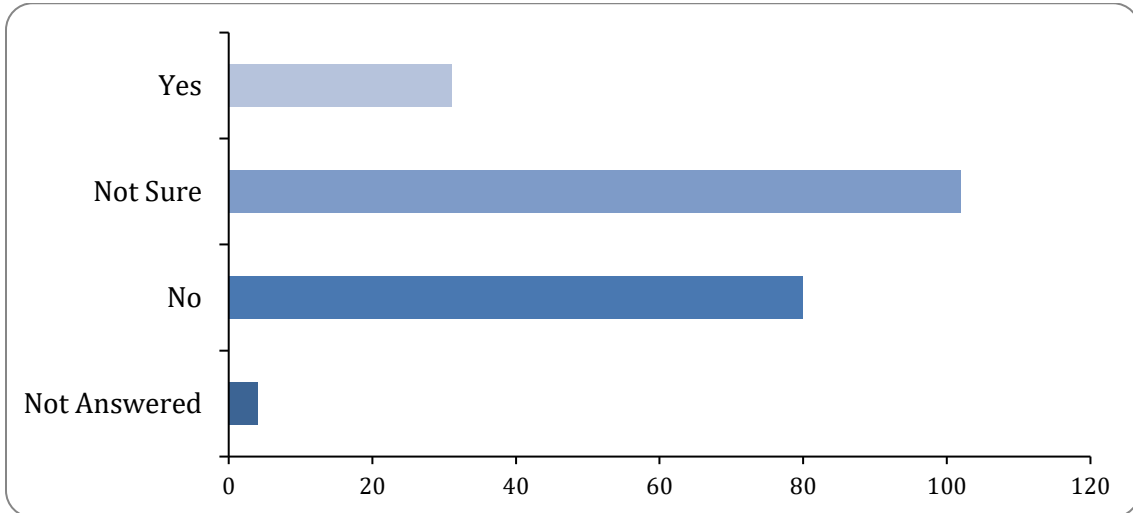


Option	Total	Percent
<b>Strongly agree</b>	101	46.54%
<b>Tend to agree</b>	37	17.05%
<b>Neither agree or disagree</b>	31	14.29%
<b>Tend to disagree</b>	32	14.75%
<b>Strongly disagree</b>	13	5.99%
<b>Not Answered</b>	3	1.38%

**5: Do you think the Council's Air Quality Action Plan will effectively address air pollution in the borough?**

**Effectiveness of AQAP**

There were 213 responses to this part of the question.



Option	Total	Percent
Yes	31	14.29%
Not Sure	102	47.00%
No	80	36.87%
Not Answered	4	1.84%

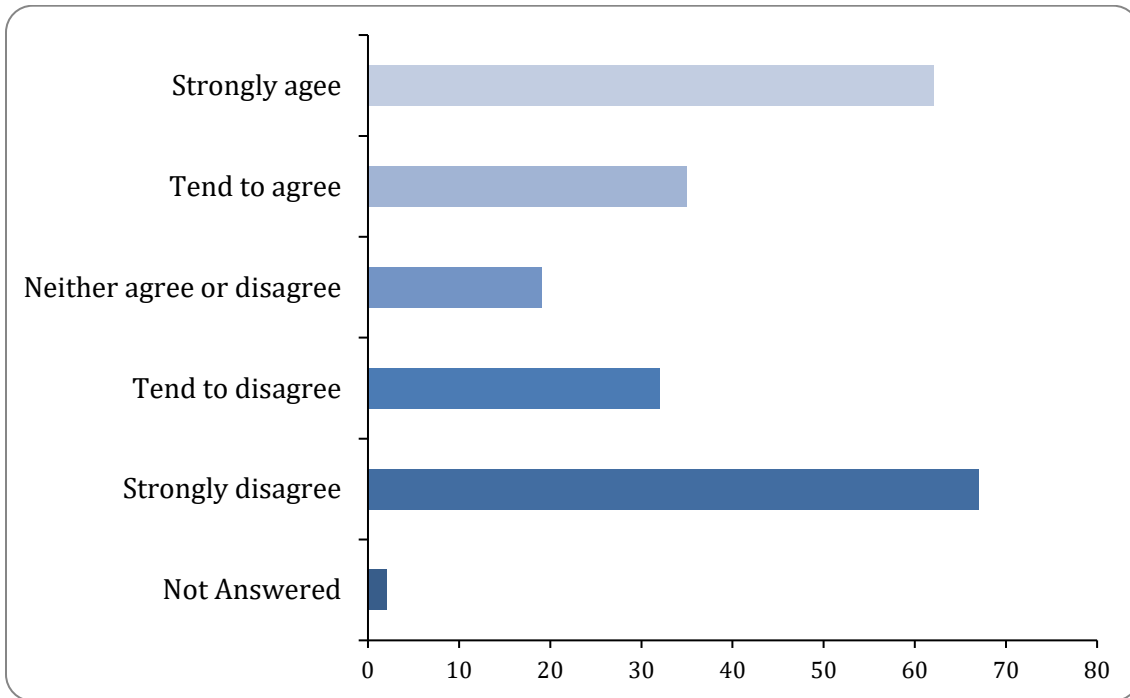
**If you answered no to the above, please provide a reason for this response**

There were 101 responses to this part of the question.

**6: To what extent do you agree or disagree with the proposed actions within the Air Quality Action Plan for Cleaner Transport?**

**Cleaner Transport actions - Vehicle speed reduction 20mph zones**

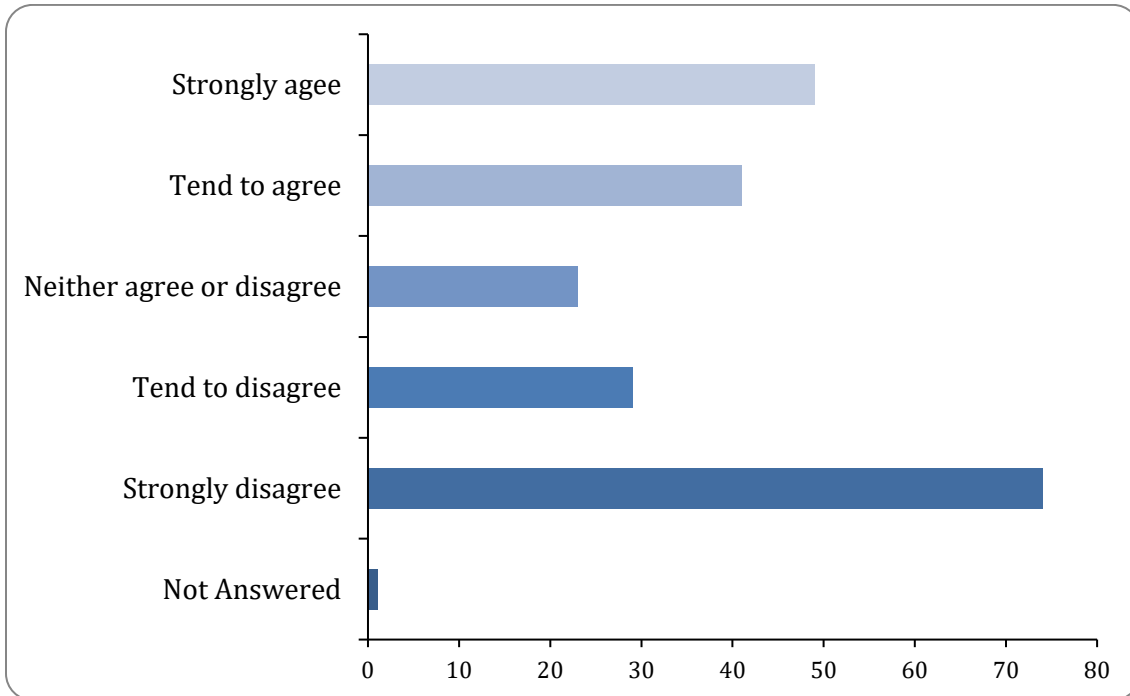
There were 215 responses to this part of the question.



Option	Total	Percent
<b>Strongly agree</b>	62	28.57%
<b>Tend to agree</b>	35	16.13%
<b>Neither agree or disagree</b>	19	8.76%
<b>Tend to disagree</b>	32	14.75%
<b>Strongly disagree</b>	67	30.88%
<b>Not Answered</b>	2	0.92%

**Cleaner Transport actions - Differential emission-based parking rates**

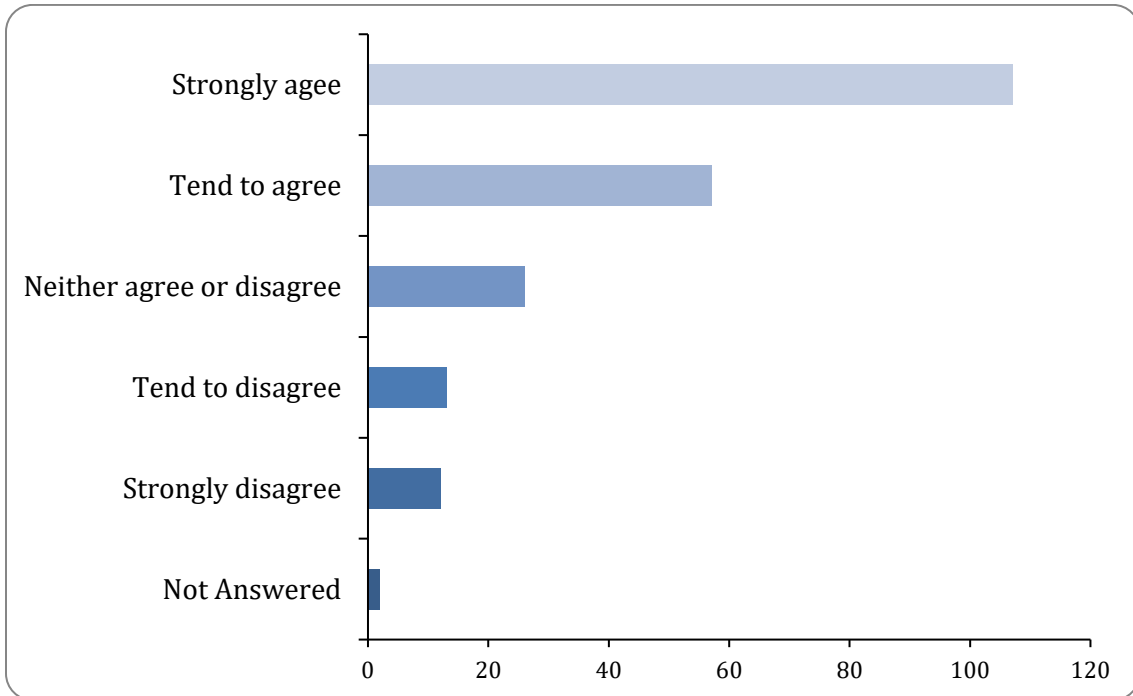
There were 216 responses to this part of the question.



Option	Total	Percent
<b>Strongly agree</b>	49	22.58%
<b>Tend to agree</b>	41	18.89%
<b>Neither agree or disagree</b>	23	10.60%
<b>Tend to disagree</b>	29	13.36%
<b>Strongly disagree</b>	74	34.10%
<b>Not Answered</b>	1	0.46%

**Cleaner Transport actions - Reading Buses investment programme**

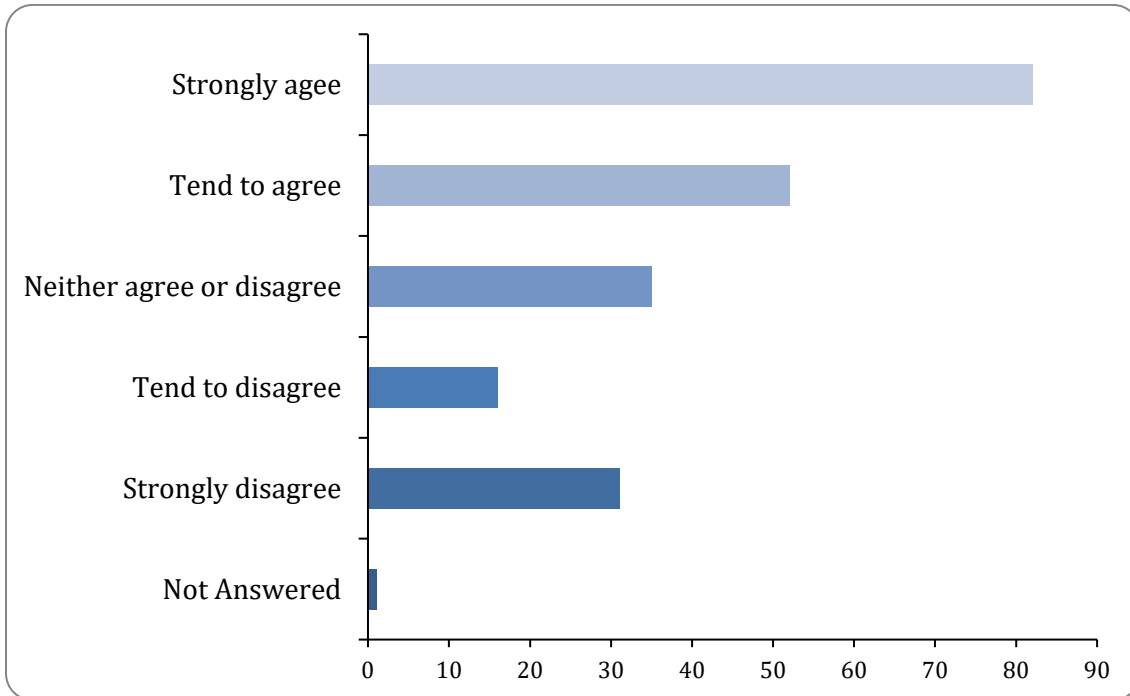
There were 215 responses to this part of the question.



Option	Total	Percent
<b>Strongly agree</b>	107	49.31%
<b>Tend to agree</b>	57	26.27%
<b>Neither agree or disagree</b>	26	11.98%
<b>Tend to disagree</b>	13	5.99%
<b>Strongly disagree</b>	12	5.53%
<b>Not Answered</b>	2	0.92%

**Cleaner Transport actions - Implementation of EV Infrastructure Strategy**

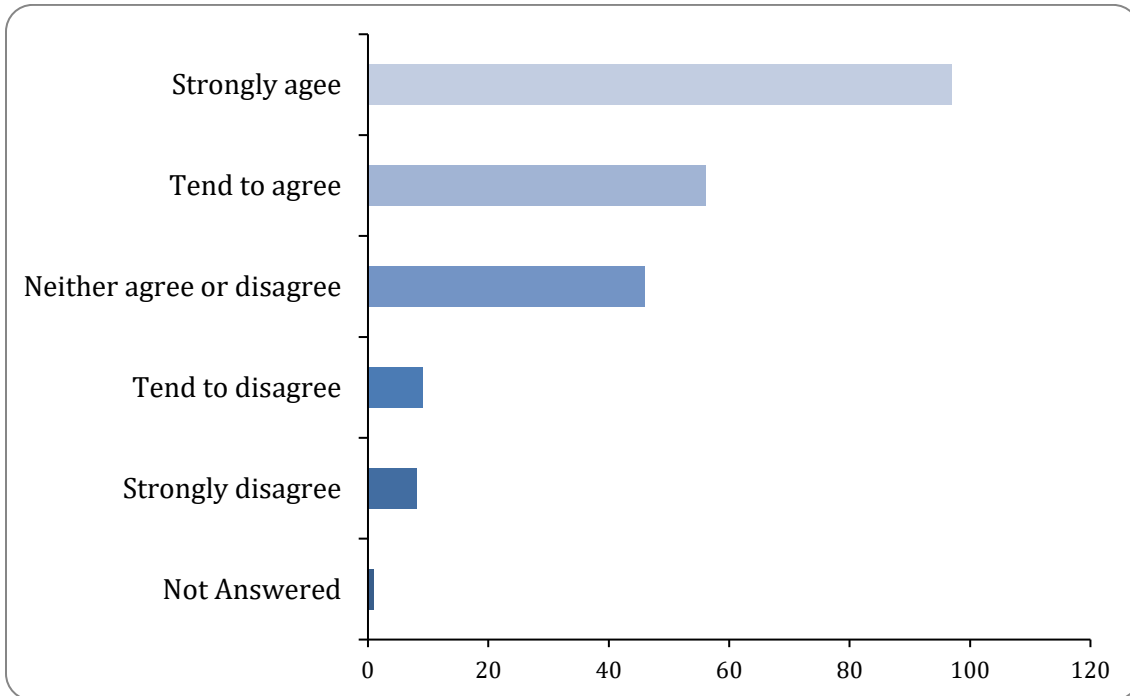
There were 216 responses to this part of the question.



Option	Total	Percent
<b>Strongly agree</b>	82	37.79%
<b>Tend to agree</b>	52	23.96%
<b>Neither agree or disagree</b>	35	16.13%
<b>Tend to disagree</b>	16	7.37%
<b>Strongly disagree</b>	31	14.29%
<b>Not Answered</b>	1	0.46%

**Cleaner Transport actions - Improve taxi fleet emissions**

There were 216 responses to this part of the question.

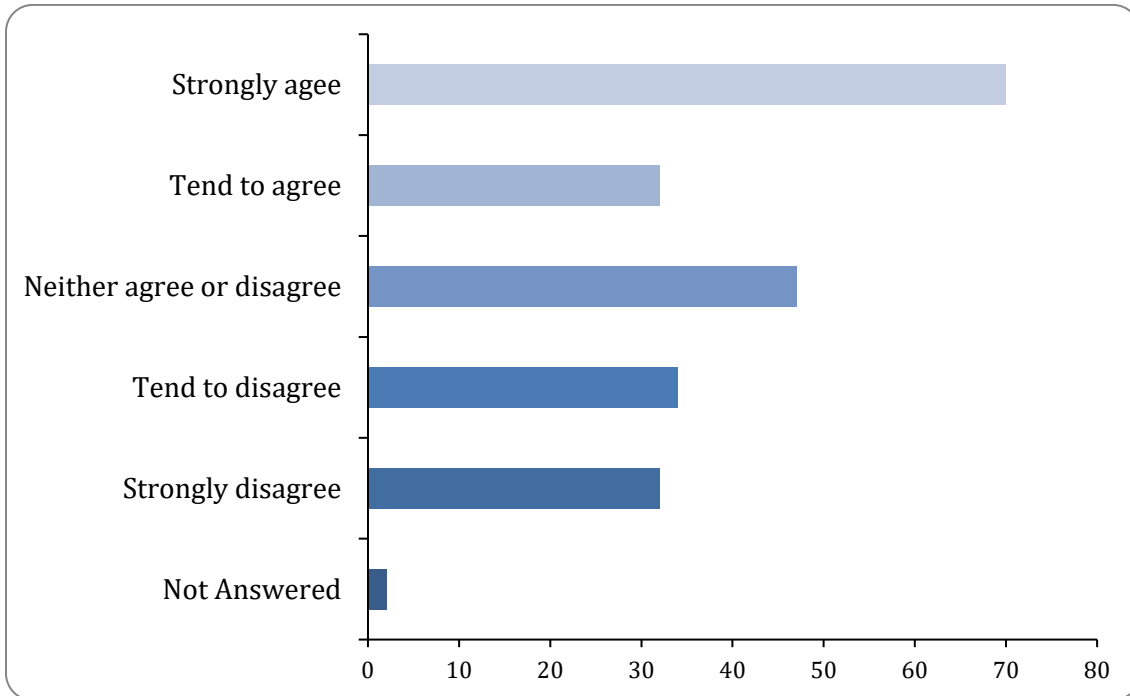


Option	Total	Percent
<b>Strongly agree</b>	97	44.70%
<b>Tend to agree</b>	56	25.81%
<b>Neither agree or disagree</b>	46	21.20%
<b>Tend to disagree</b>	9	4.15%
<b>Strongly disagree</b>	8	3.69%
<b>Not Answered</b>	1	0.46%



**Cleaner Transport actions - Encourage introduction of more School Streets**

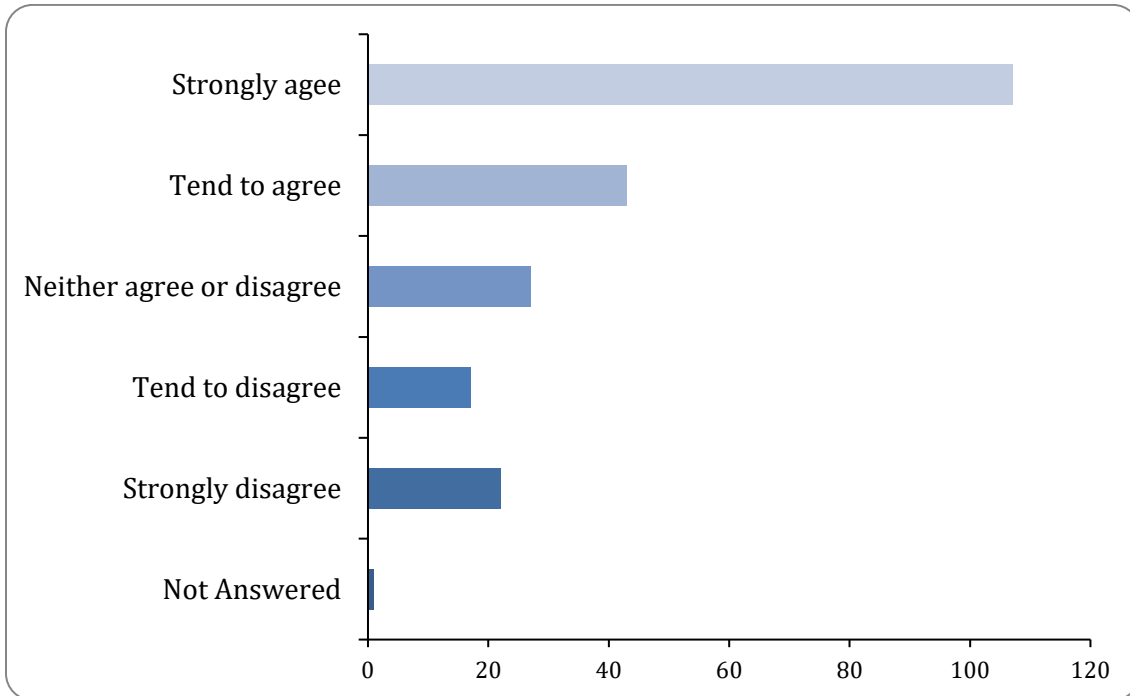
There were 215 responses to this part of the question.



Option	Total	Percent
<b>Strongly agree</b>	70	32.26%
<b>Tend to agree</b>	32	14.75%
<b>Neither agree or disagree</b>	47	21.66%
<b>Tend to disagree</b>	34	15.67%
<b>Strongly disagree</b>	32	14.75%
<b>Not Answered</b>	2	0.92%

**Cleaner Transport actions - Promote active and low emission travel options**

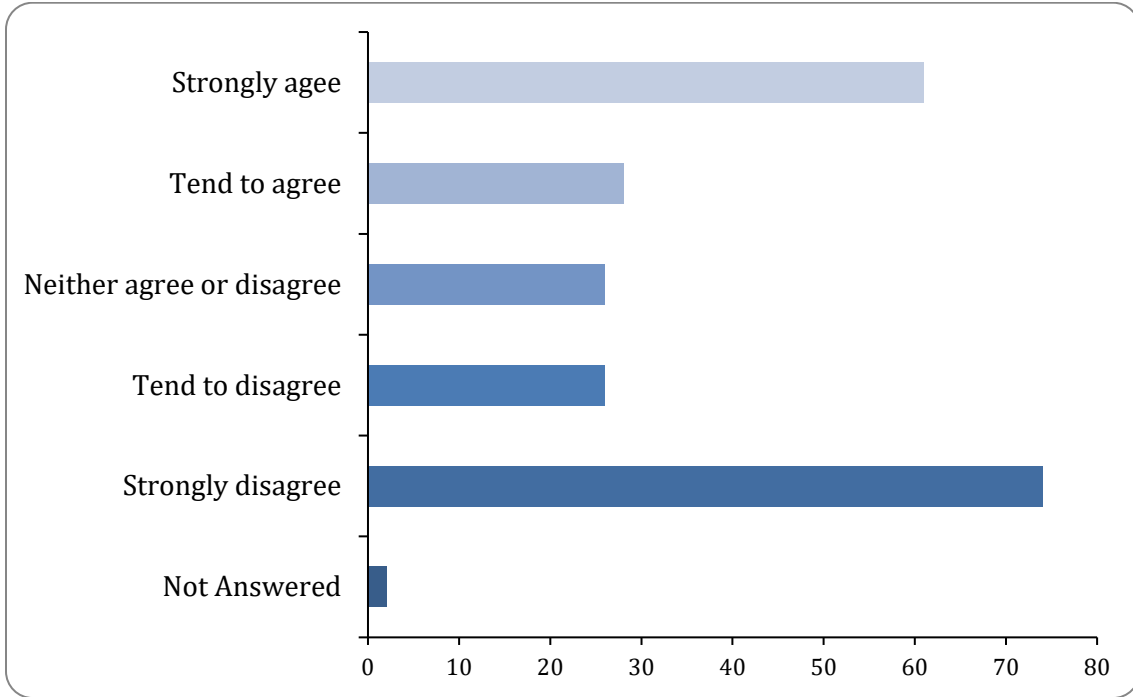
There were 216 responses to this part of the question.



Option	Total	Percent
<b>Strongly agree</b>	107	49.31%
<b>Tend to agree</b>	43	19.82%
<b>Neither agree or disagree</b>	27	12.44%
<b>Tend to disagree</b>	17	7.83%
<b>Strongly disagree</b>	22	10.14%
<b>Not Answered</b>	1	0.46%

**Cleaner Transport actions - Reprioritise road space away from cars on strategic highway**

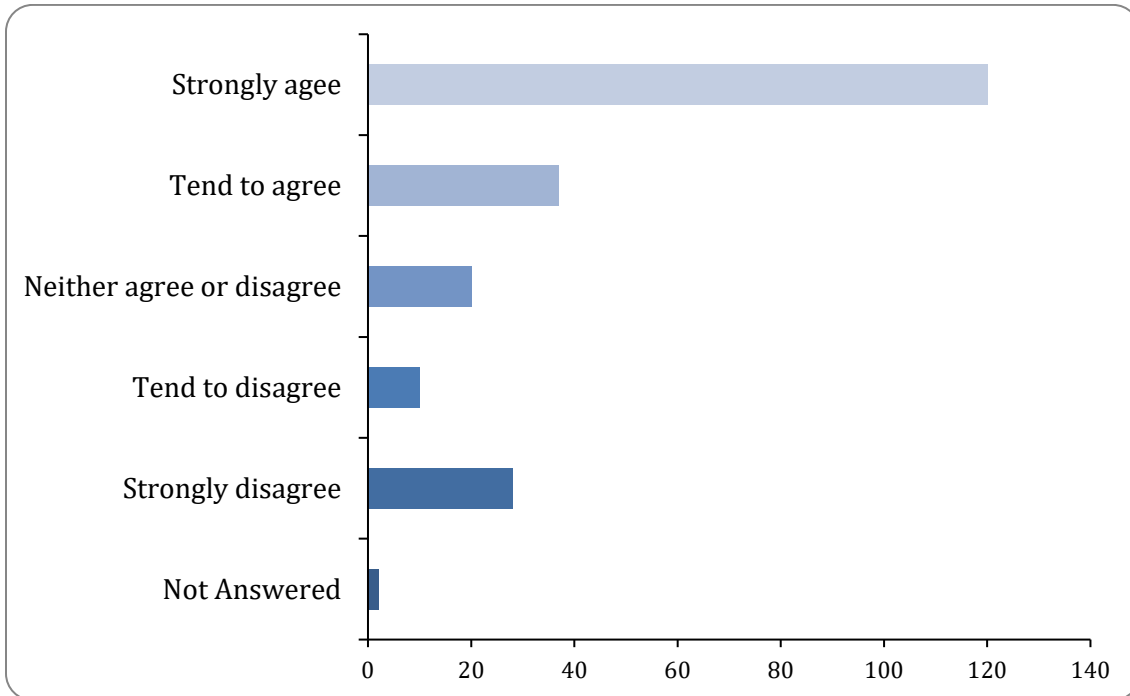
There were 215 responses to this part of the question.



Option	Total	Percent
<b>Strongly agree</b>	61	28.11%
<b>Tend to agree</b>	28	12.90%
<b>Neither agree or disagree</b>	26	11.98%
<b>Tend to disagree</b>	26	11.98%
<b>Strongly disagree</b>	74	34.10%
<b>Not Answered</b>	2	0.92%

**Cleaner Transport actions - Build a new bridge across the Thames**

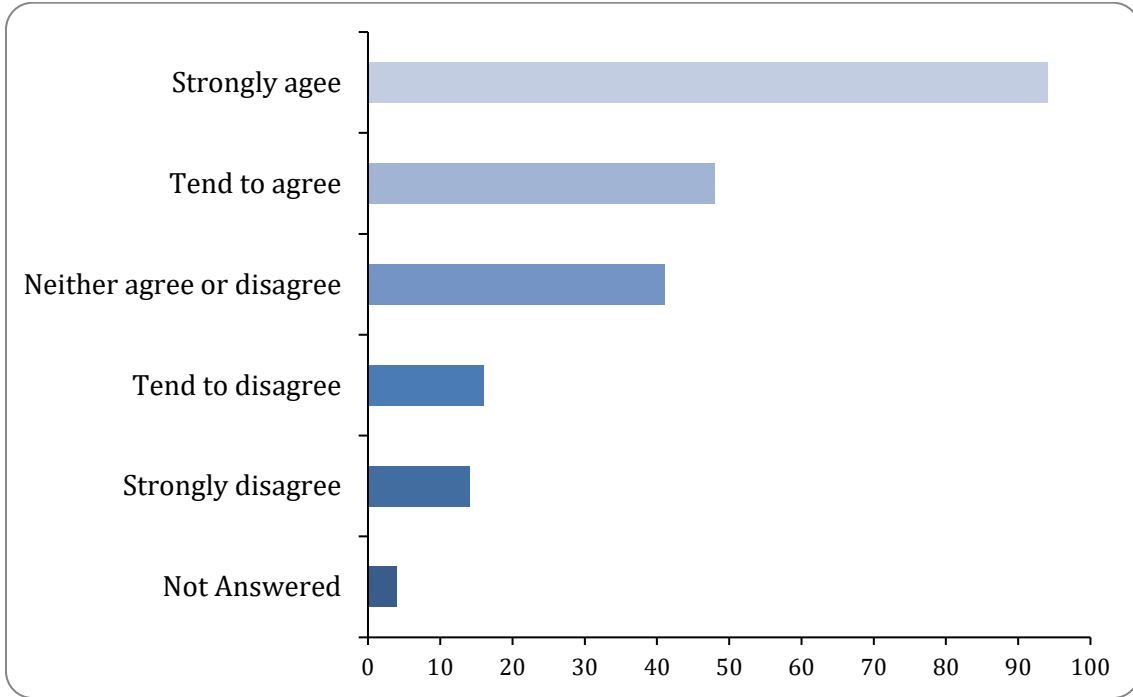
There were 215 responses to this part of the question.



Option	Total	Percent
<b>Strongly agree</b>	120	55.30%
<b>Tend to agree</b>	37	17.05%
<b>Neither agree or disagree</b>	20	9.22%
<b>Tend to disagree</b>	10	4.61%
<b>Strongly disagree</b>	28	12.90%
<b>Not Answered</b>	2	0.92%

**Cleaner Transport actions - Connecting neighbourhoods by introducing more sustainable travel routes between areas**

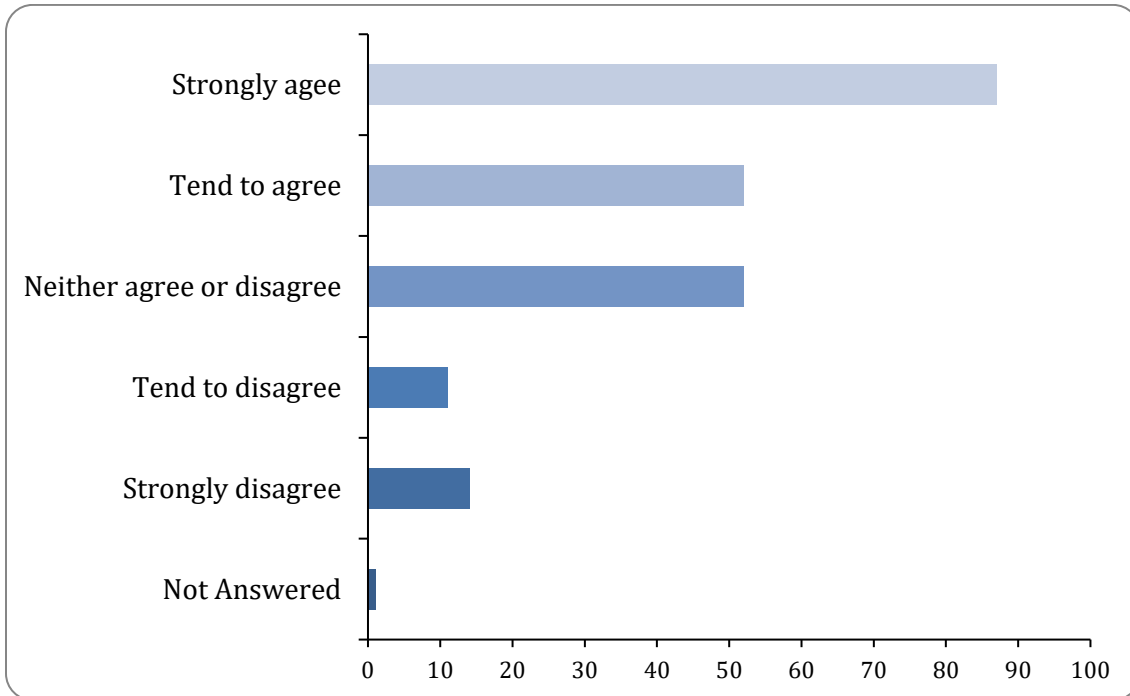
There were 213 responses to this part of the question.



Option	Total	Percent
<b>Strongly agree</b>	94	43.32%
<b>Tend to agree</b>	48	22.12%
<b>Neither agree or disagree</b>	41	18.89%
<b>Tend to disagree</b>	16	7.37%
<b>Strongly disagree</b>	14	6.45%
<b>Not Answered</b>	4	1.84%

**Cleaner Transport actions - Discounted bus fares for young people**

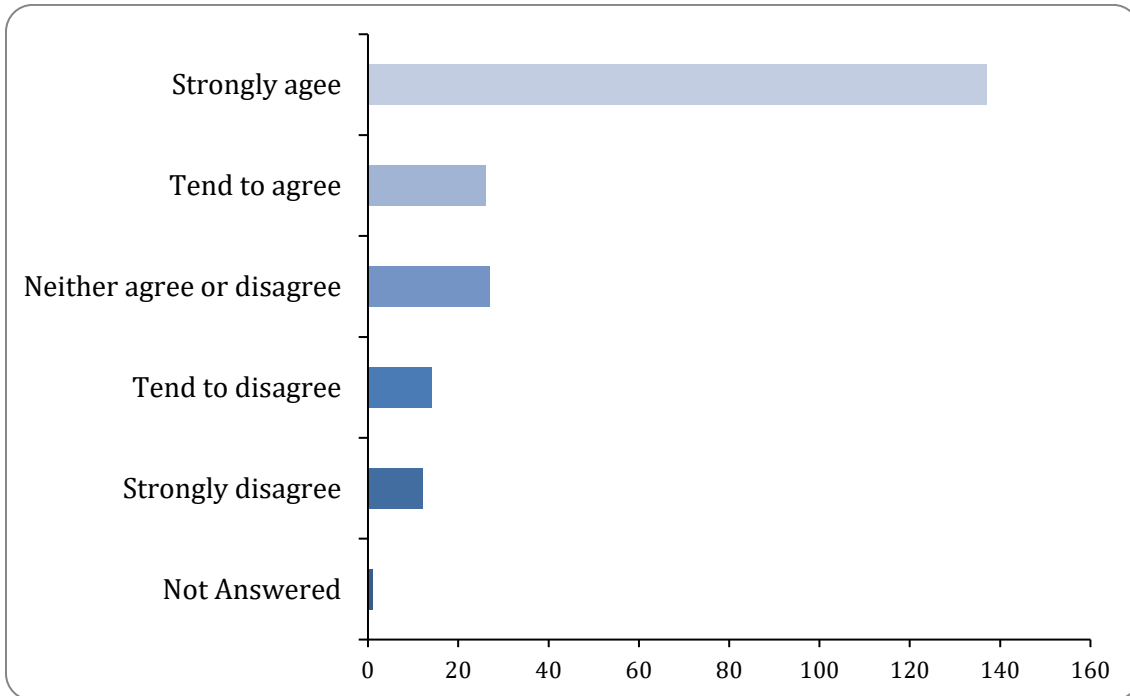
There were 216 responses to this part of the question.



Option	Total	Percent
<b>Strongly agree</b>	87	40.09%
<b>Tend to agree</b>	52	23.96%
<b>Neither agree or disagree</b>	52	23.96%
<b>Tend to disagree</b>	11	5.07%
<b>Strongly disagree</b>	14	6.45%
<b>Not Answered</b>	1	0.46%

**Cleaner Transport actions - Charge HGVs using Reading as a rat run**

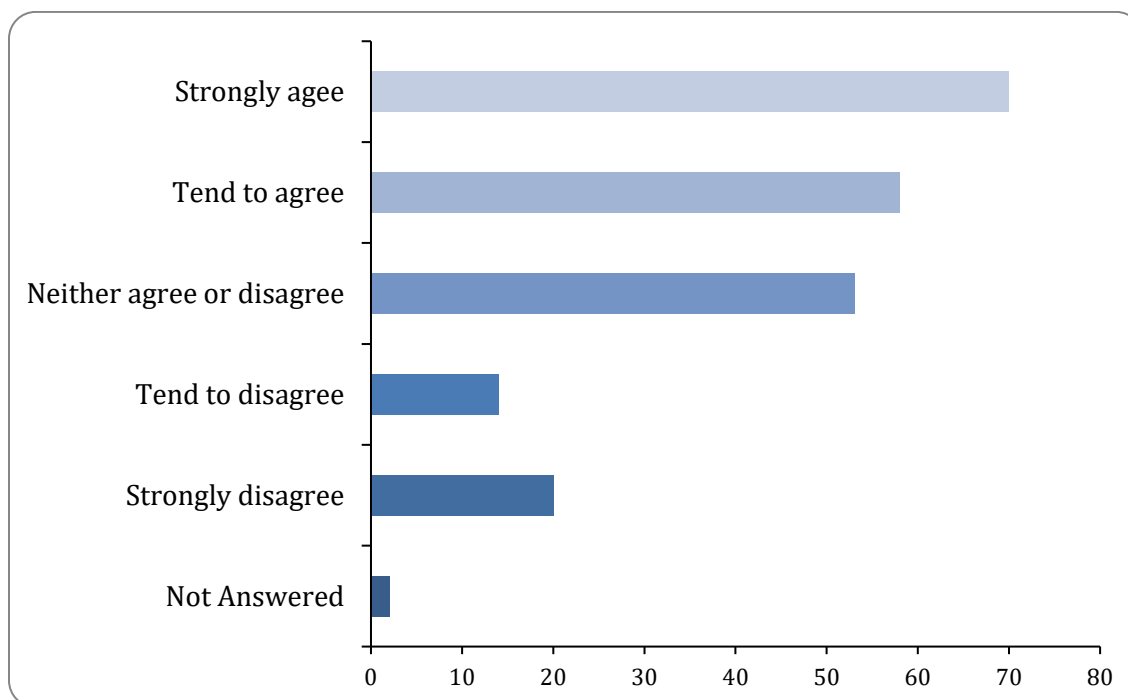
There were 216 responses to this part of the question.



Option	Total	Percent
<b>Strongly agree</b>	137	63.13%
<b>Tend to agree</b>	26	11.98%
<b>Neither agree or disagree</b>	27	12.44%
<b>Tend to disagree</b>	14	6.45%
<b>Strongly disagree</b>	12	5.53%
<b>Not Answered</b>	1	0.46%

**Cleaner Transport actions - Bus rapid transit schemes**

There were 215 responses to this part of the question.

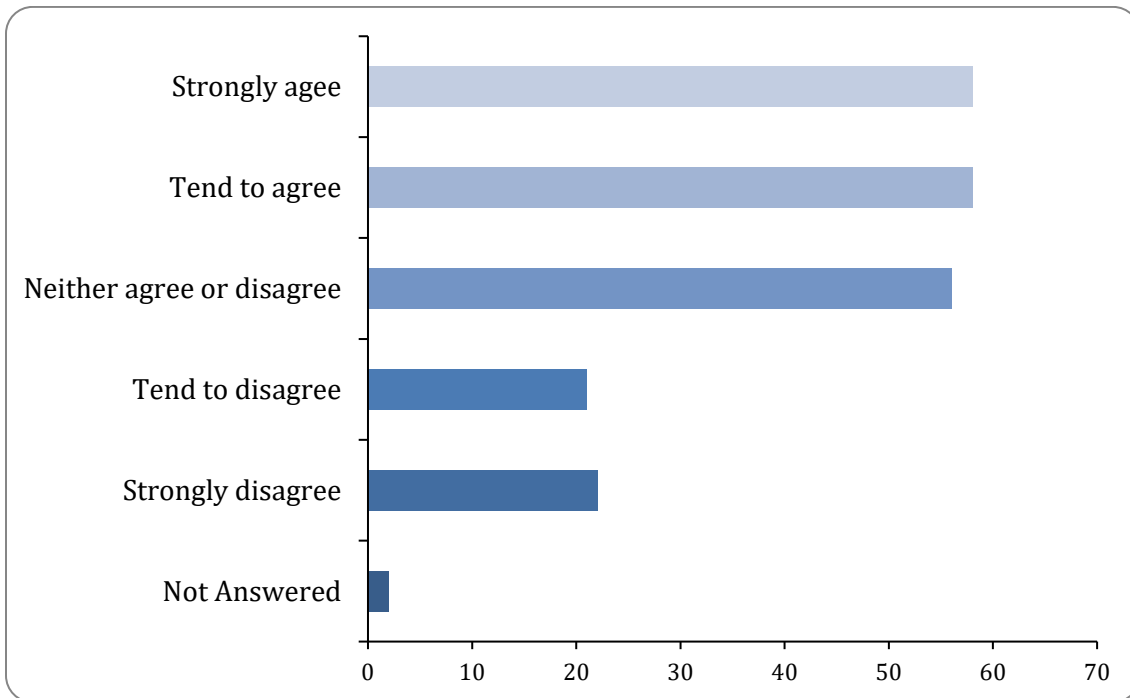


Option	Total	Percent
<b>Strongly agree</b>	70	32.26%
<b>Tend to agree</b>	58	26.73%
<b>Neither agree or disagree</b>	53	24.42%
<b>Tend to disagree</b>	14	6.45%
<b>Strongly disagree</b>	20	9.22%
<b>Not Answered</b>	2	0.92%



**Cleaner Transport actions - Park and Ride expansions**

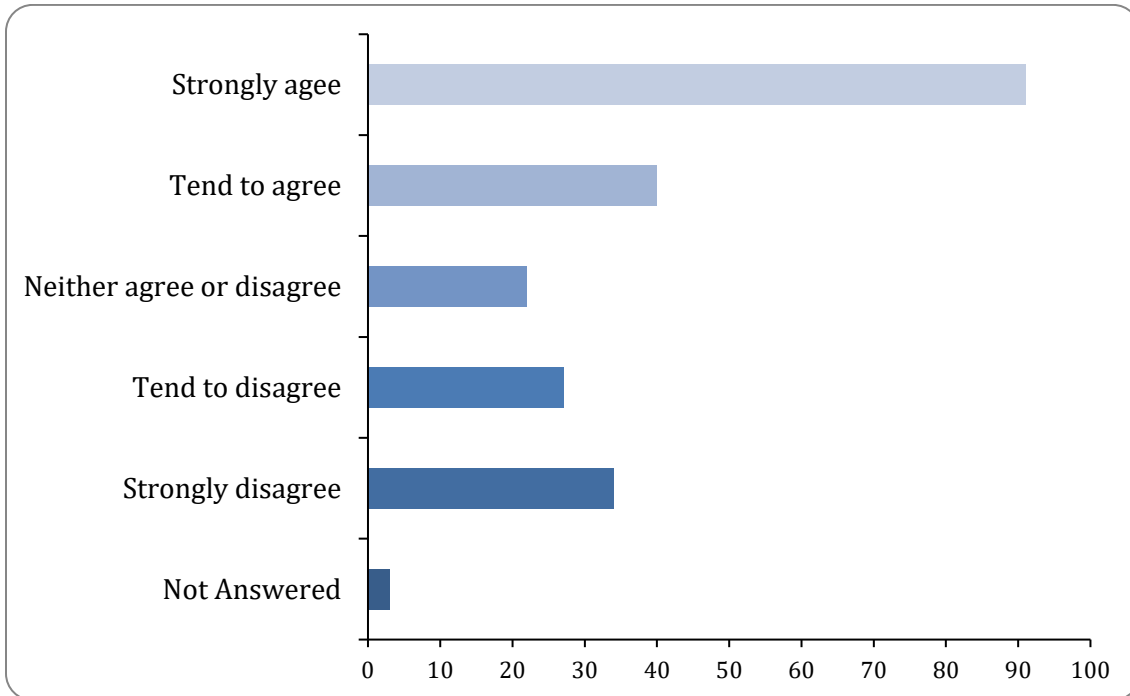
There were 215 responses to this part of the question.



Option	Total	Percent
<b>Strongly agree</b>	58	26.73%
<b>Tend to agree</b>	58	26.73%
<b>Neither agree or disagree</b>	56	25.81%
<b>Tend to disagree</b>	21	9.68%
<b>Strongly disagree</b>	22	10.14%
<b>Not Answered</b>	2	0.92%

**Cleaner Transport actions - New pedestrian and cycling routes**

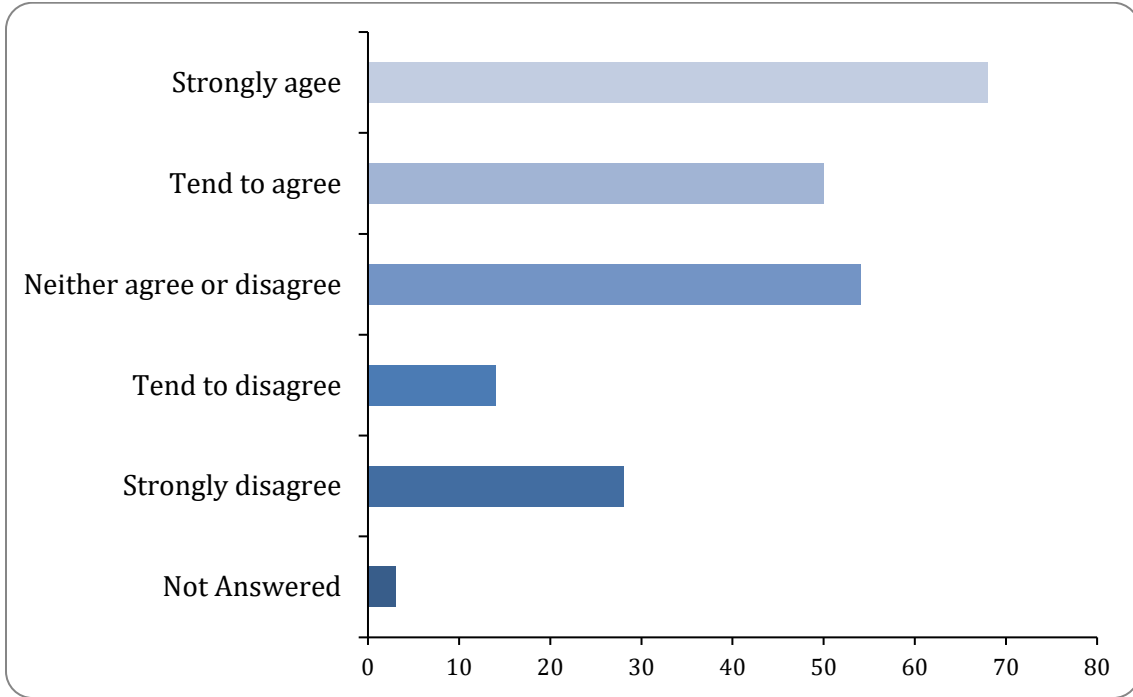
There were 214 responses to this part of the question.



Option	Total	Percent
<b>Strongly agree</b>	91	41.94%
<b>Tend to agree</b>	40	18.43%
<b>Neither agree or disagree</b>	22	10.14%
<b>Tend to disagree</b>	27	12.44%
<b>Strongly disagree</b>	34	15.67%
<b>Not Answered</b>	3	1.38%

**Cleaner Transport actions - Consolidation centres with last mile deliveries by zero emission vehicles**

There were 214 responses to this part of the question.

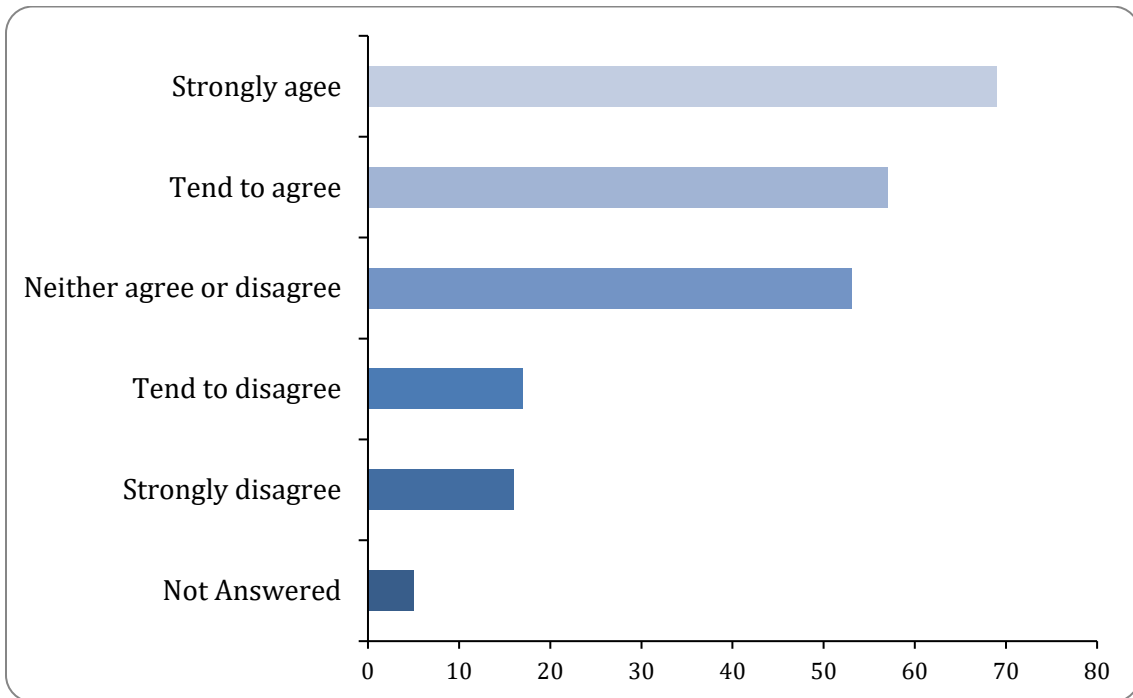


Option	Total	Percent
<b>Strongly agree</b>	68	31.34%
<b>Tend to agree</b>	50	23.04%
<b>Neither agree or disagree</b>	54	24.88%
<b>Tend to disagree</b>	14	6.45%
<b>Strongly disagree</b>	28	12.90%
<b>Not Answered</b>	3	1.38%

**7: To what extent do you agree or disagree with the proposed actions within the Air Quality Action Plan for Policy and Guidance Development?**

**Policy and guidance development actions - Air quality planning guidance for construction and operational developments**

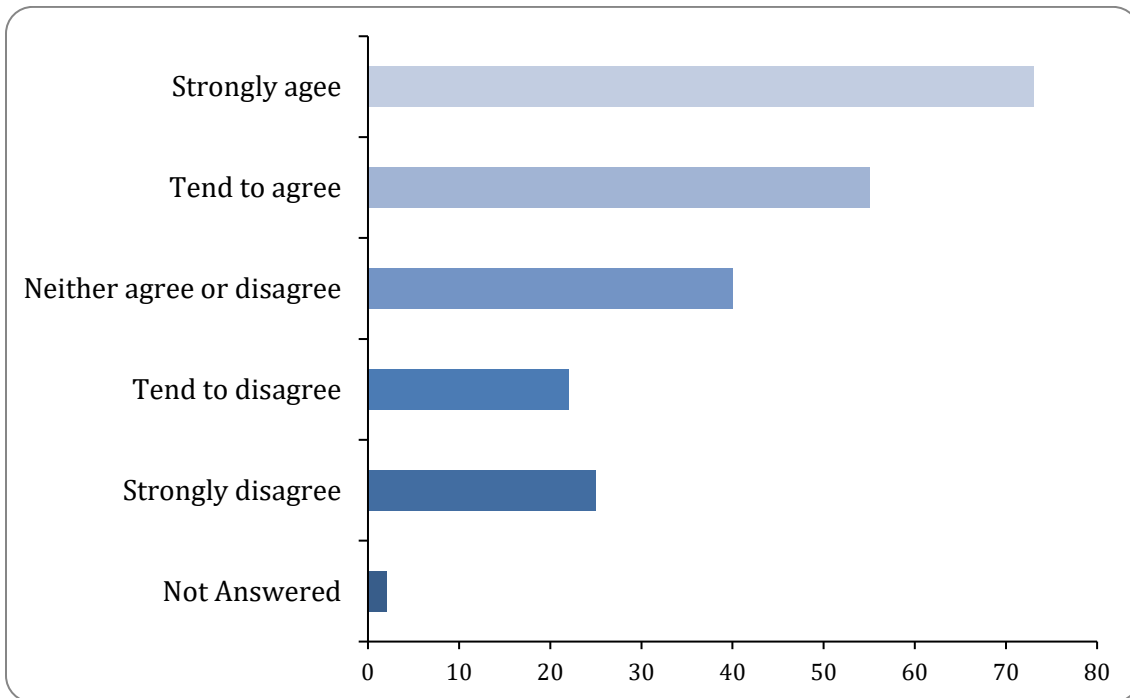
There were 212 responses to this part of the question.



Option	Total	Percent
<b>Strongly agree</b>	69	31.80%
<b>Tend to agree</b>	57	26.27%
<b>Neither agree or disagree</b>	53	24.42%
<b>Tend to disagree</b>	17	7.83%
<b>Strongly disagree</b>	16	7.37%
<b>Not Answered</b>	5	2.30%

**Policy and guidance development actions - Expansion of Smoke Control Area**

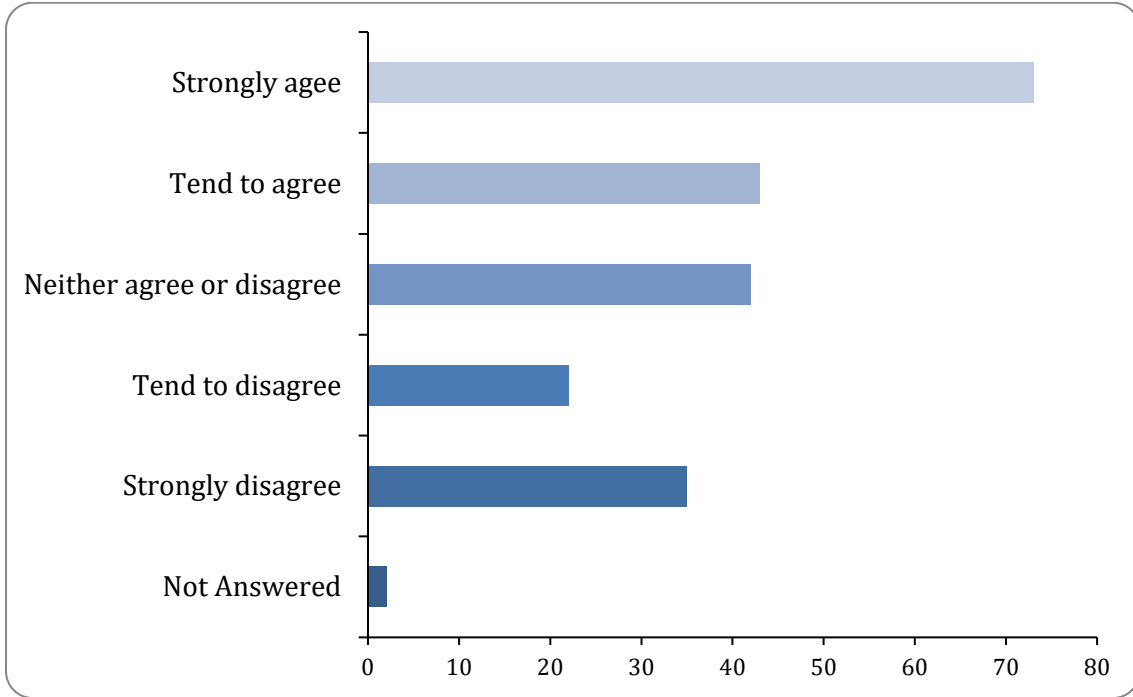
There were 215 responses to this part of the question.



Option	Total	Percent
<b>Strongly agree</b>	73	33.64%
<b>Tend to agree</b>	55	25.35%
<b>Neither agree or disagree</b>	40	18.43%
<b>Tend to disagree</b>	22	10.14%
<b>Strongly disagree</b>	25	11.52%
<b>Not Answered</b>	2	0.92%

**Policy and guidance development actions - Use of wood burning enforcement powers**

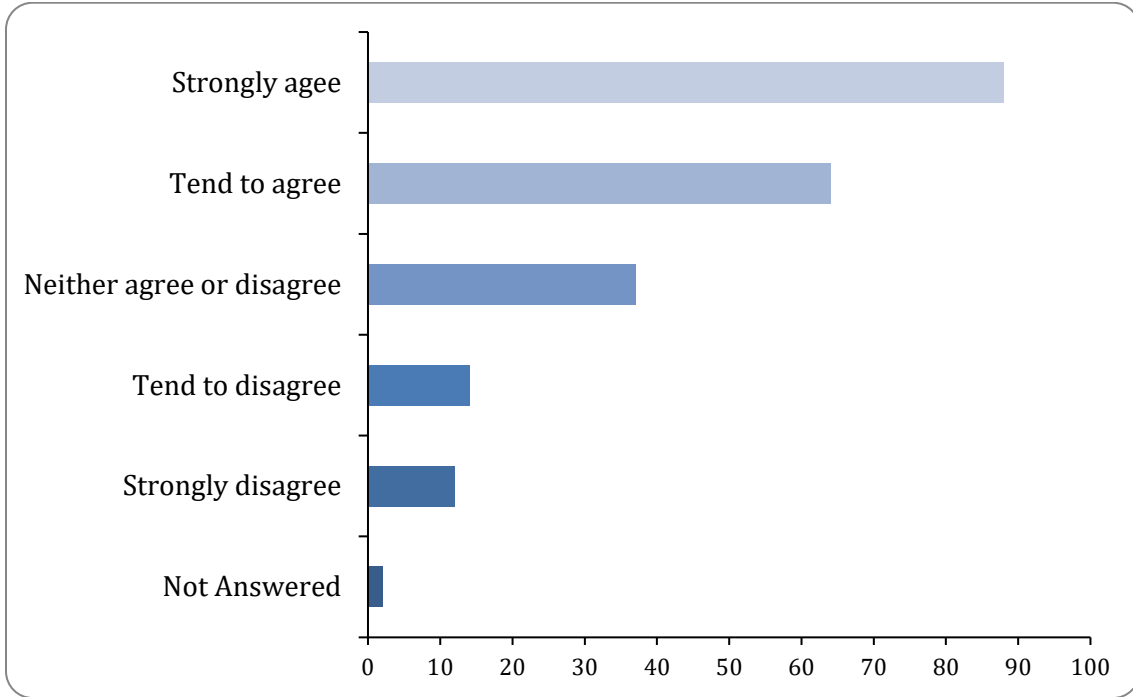
There were 215 responses to this part of the question.



Option	Total	Percent
<b>Strongly agree</b>	73	33.64%
<b>Tend to agree</b>	43	19.82%
<b>Neither agree or disagree</b>	42	19.35%
<b>Tend to disagree</b>	22	10.14%
<b>Strongly disagree</b>	35	16.13%
<b>Not Answered</b>	2	0.92%

**Policy and guidance development actions - Retrofit of buildings to reduce emissions**

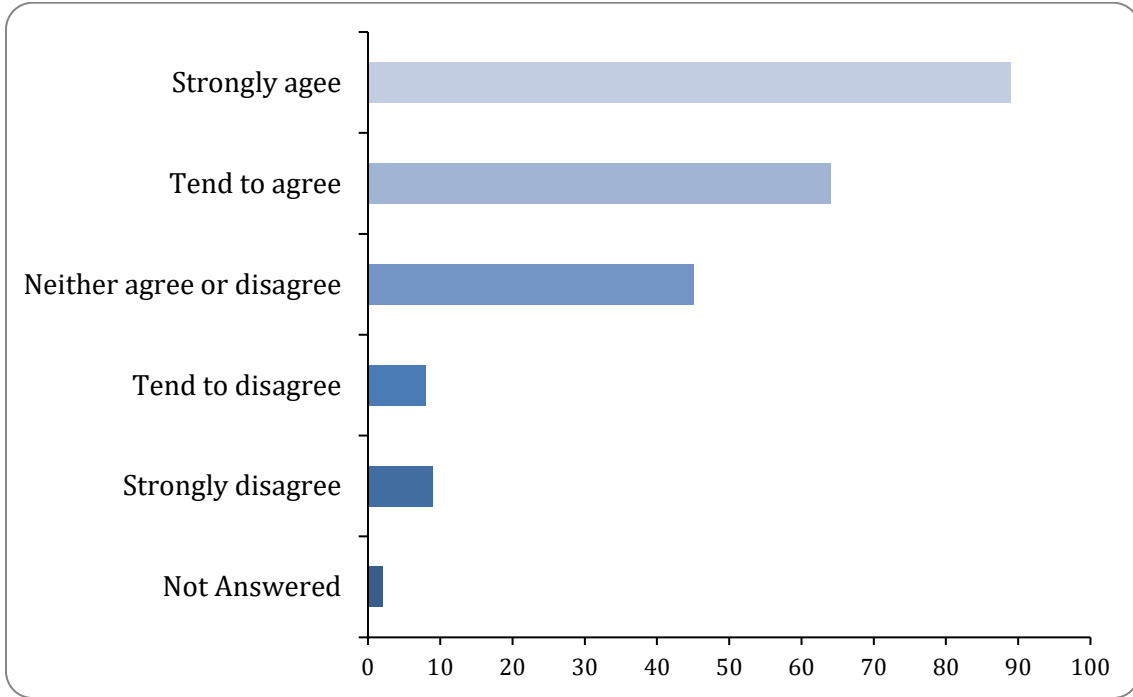
There were 215 responses to this part of the question.



Option	Total	Percent
<b>Strongly agree</b>	88	40.55%
<b>Tend to agree</b>	64	29.49%
<b>Neither agree or disagree</b>	37	17.05%
<b>Tend to disagree</b>	14	6.45%
<b>Strongly disagree</b>	12	5.53%
<b>Not Answered</b>	2	0.92%

**Policy and guidance development actions - Encourage uptake of fine particulate filters in commercial kitchen extraction systems**

There were 215 responses to this part of the question.

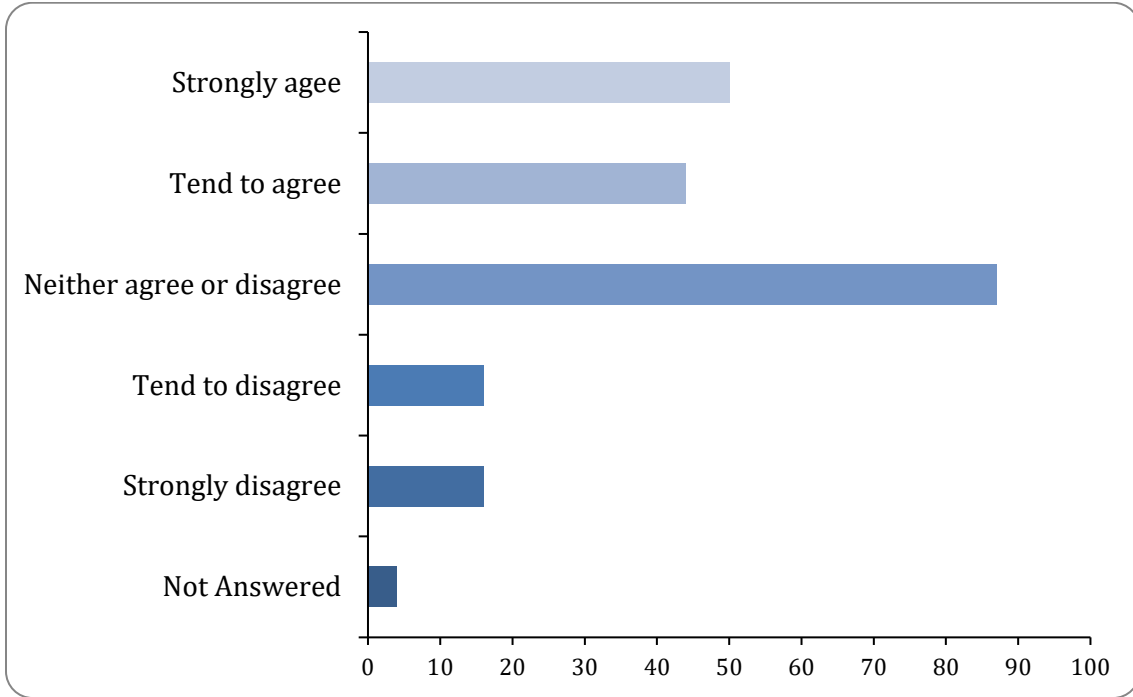


Option	Total	Percent
<b>Strongly agree</b>	89	41.01%
<b>Tend to agree</b>	64	29.49%
<b>Neither agree or disagree</b>	45	20.74%
<b>Tend to disagree</b>	8	3.69%
<b>Strongly disagree</b>	9	4.15%
<b>Not Answered</b>	2	0.92%



**Policy and guidance development actions - Develop a non-road mobile machinery emissions policy**

There were 213 responses to this part of the question.

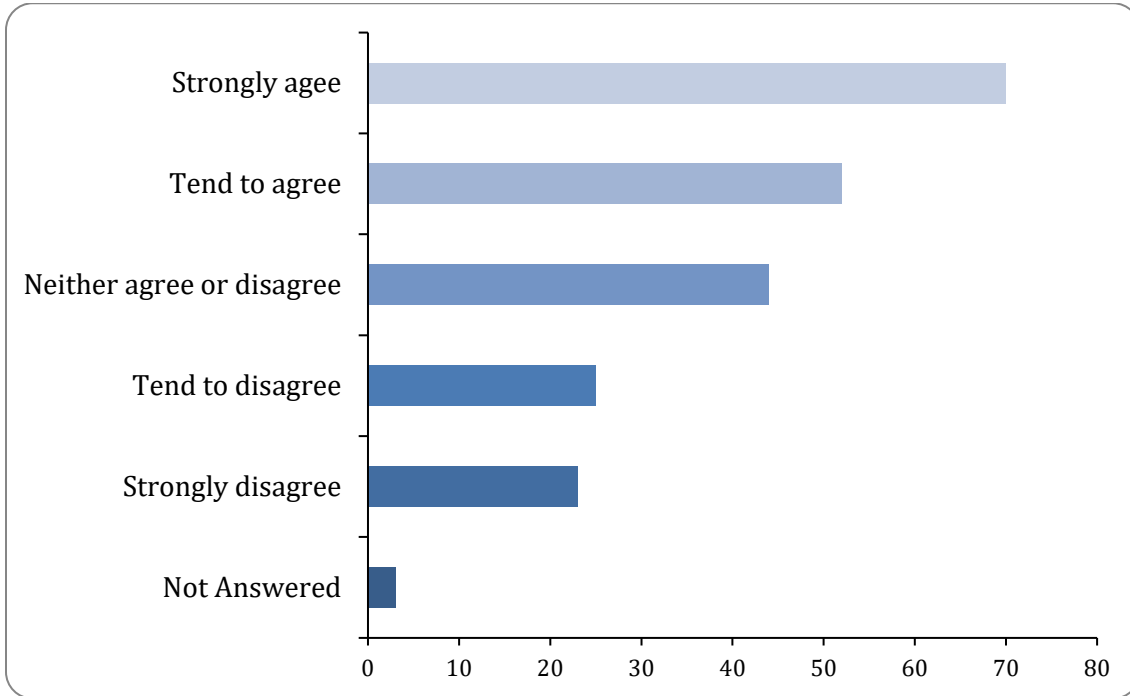


Option	Total	Percent
<b>Strongly agree</b>	50	23.04%
<b>Tend to agree</b>	44	20.28%
<b>Neither agree or disagree</b>	87	40.09%
<b>Tend to disagree</b>	16	7.37%
<b>Strongly disagree</b>	16	7.37%
<b>Not Answered</b>	4	1.84%

**8: To what extent do you agree or disagree with the proposed actions within the Air Quality Action Plan for Public Health and Awareness?**

**Public health and awareness actions - Introduce a pollution alert service**

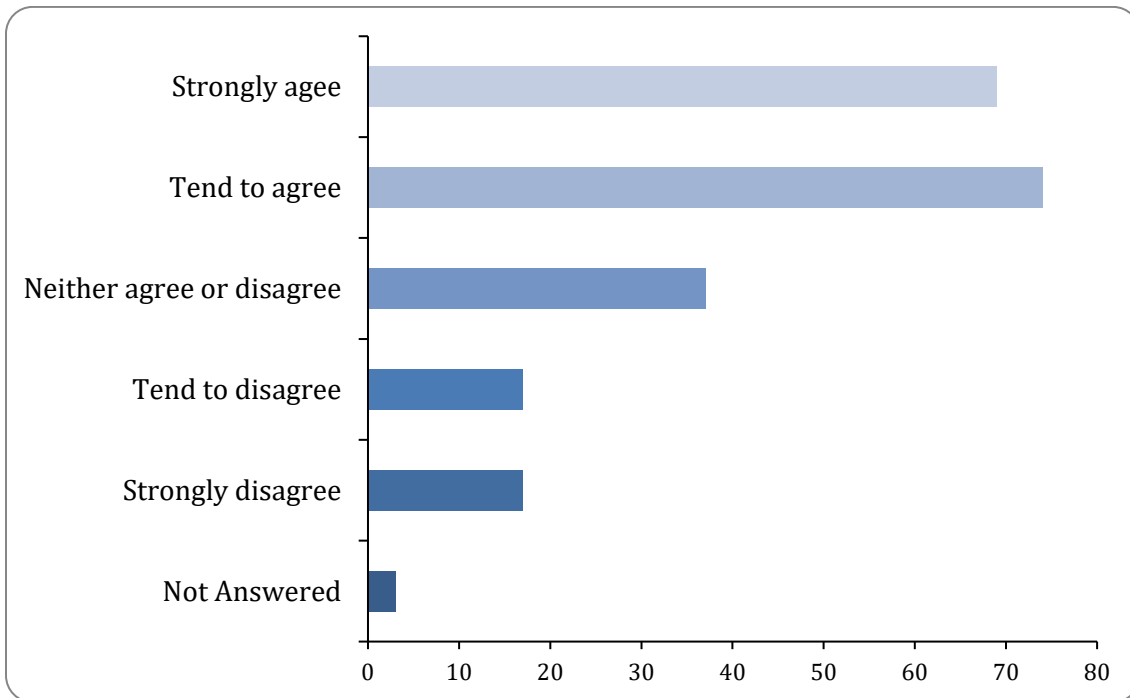
There were 214 responses to this part of the question.



Option	Total	Percent
<b>Strongly agree</b>	70	32.26%
<b>Tend to agree</b>	52	23.96%
<b>Neither agree or disagree</b>	44	20.28%
<b>Tend to disagree</b>	25	11.52%
<b>Strongly disagree</b>	23	10.60%
<b>Not Answered</b>	3	1.38%

**Public health and awareness actions - Undertake awareness events at schools**

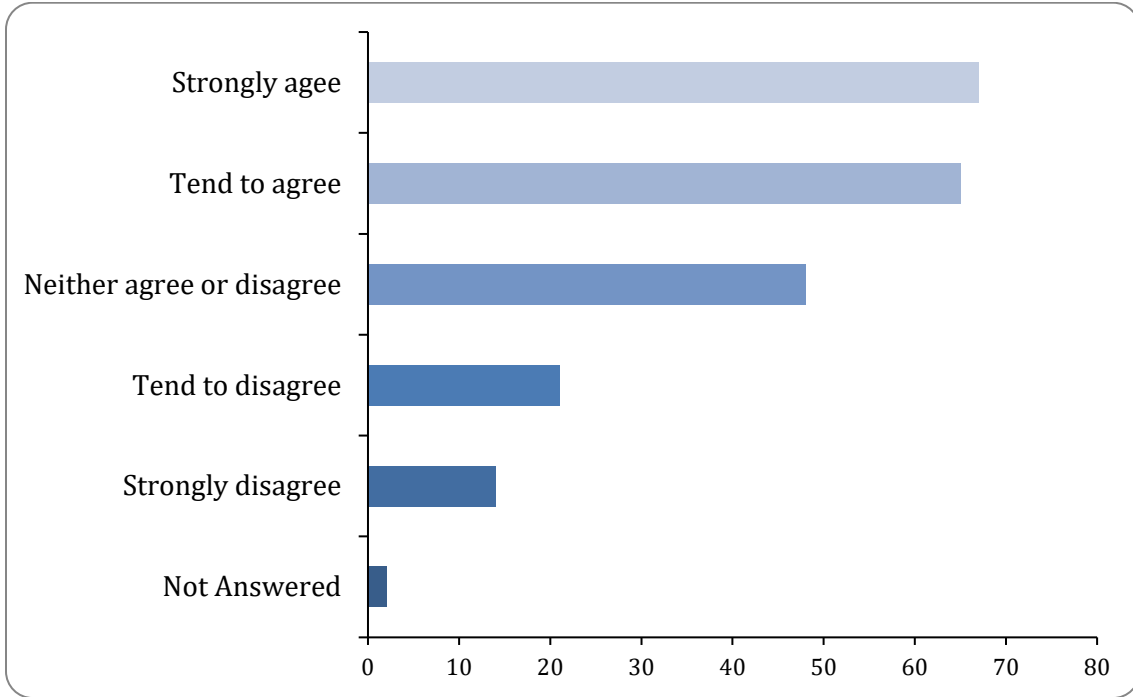
There were 214 responses to this part of the question.



Option	Total	Percent
<b>Strongly agree</b>	69	31.80%
<b>Tend to agree</b>	74	34.10%
<b>Neither agree or disagree</b>	37	17.05%
<b>Tend to disagree</b>	17	7.83%
<b>Strongly disagree</b>	17	7.83%
<b>Not Answered</b>	3	1.38%

**Public health and awareness actions - Undertake awareness and health promotion work with the NHS**

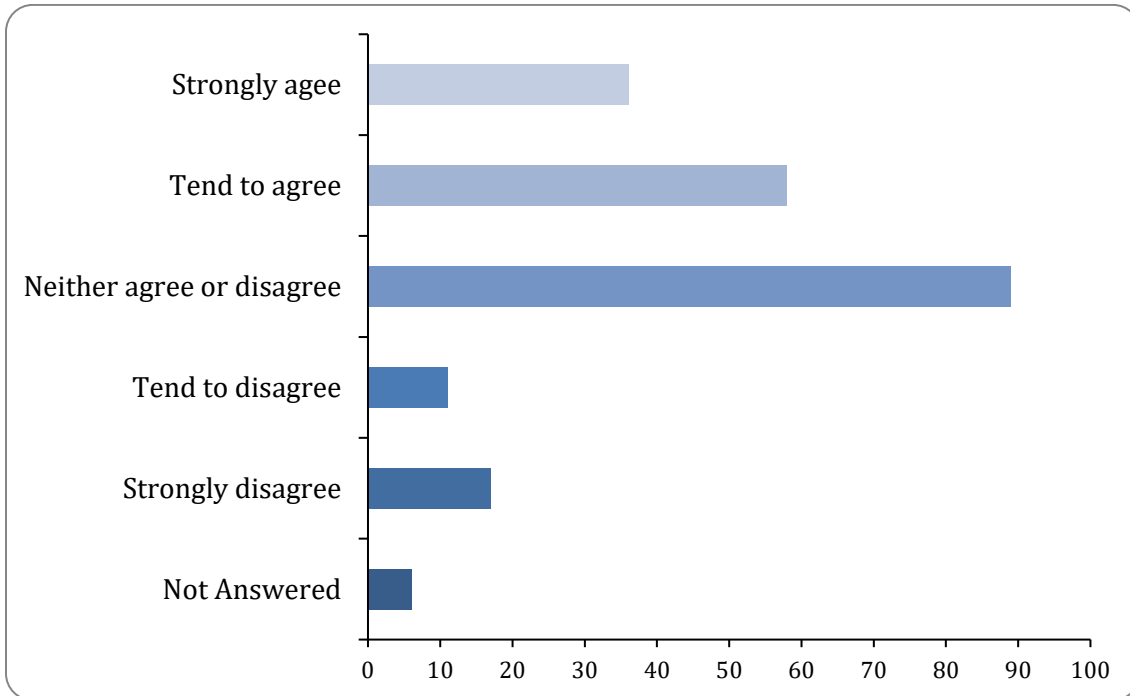
There were 215 responses to this part of the question.



Option	Total	Percent
<b>Strongly agree</b>	67	30.88%
<b>Tend to agree</b>	65	29.95%
<b>Neither agree or disagree</b>	48	22.12%
<b>Tend to disagree</b>	21	9.68%
<b>Strongly disagree</b>	14	6.45%
<b>Not Answered</b>	2	0.92%

**Public health and awareness actions - Mobility as a service (MaaS) scheme**

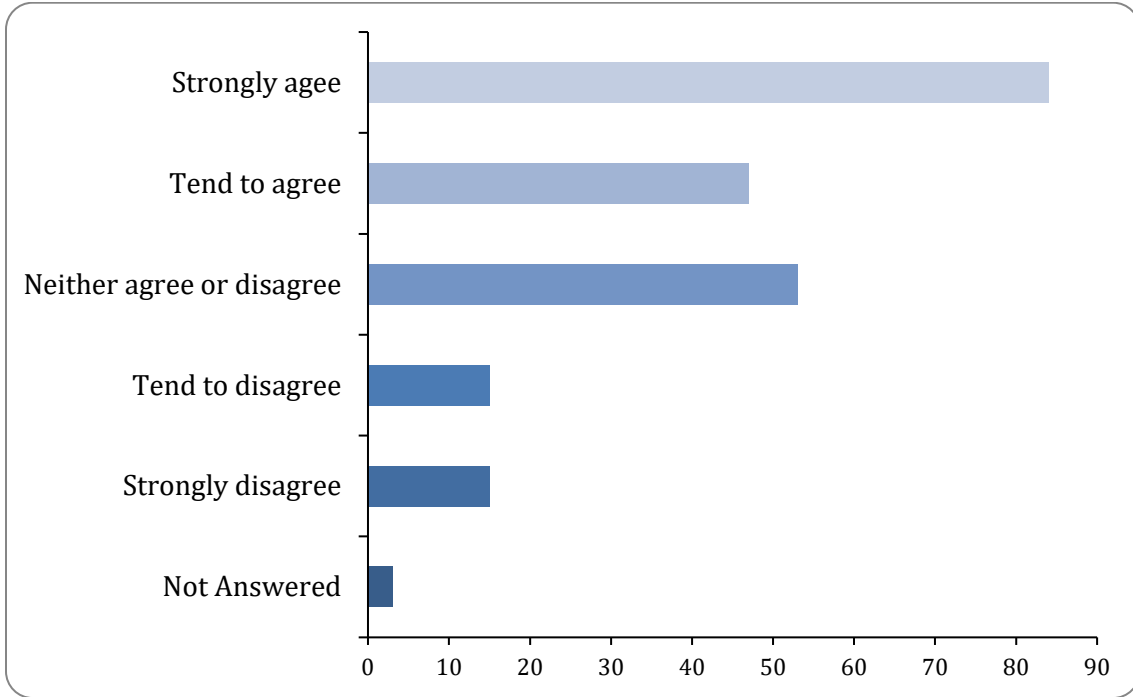
There were 211 responses to this part of the question.



Option	Total	Percent
<b>Strongly agree</b>	36	16.59%
<b>Tend to agree</b>	58	26.73%
<b>Neither agree or disagree</b>	89	41.01%
<b>Tend to disagree</b>	11	5.07%
<b>Strongly disagree</b>	17	7.83%
<b>Not Answered</b>	6	2.76%

**Public health and awareness actions - Increase PM2.5 monitoring to improve understanding of levels and sources**

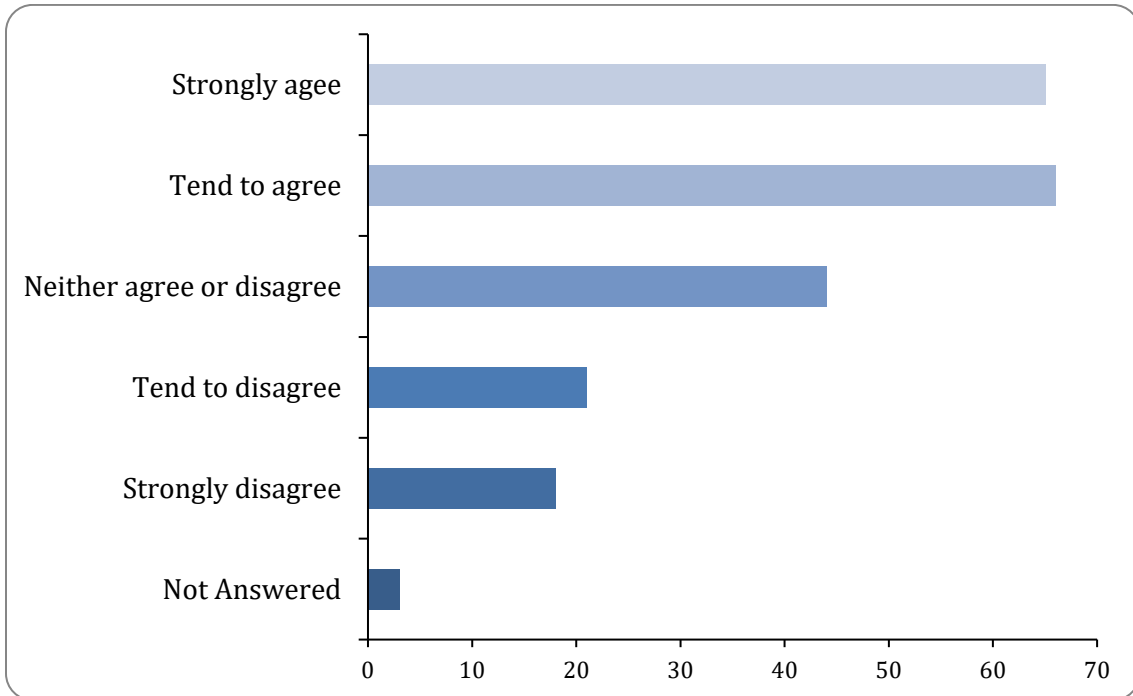
There were 214 responses to this part of the question.



Option	Total	Percent
<b>Strongly agree</b>	84	38.71%
<b>Tend to agree</b>	47	21.66%
<b>Neither agree or disagree</b>	53	24.42%
<b>Tend to disagree</b>	15	6.91%
<b>Strongly disagree</b>	15	6.91%
<b>Not Answered</b>	3	1.38%

**Public health and awareness actions - Smoke Control Area awareness campaign**

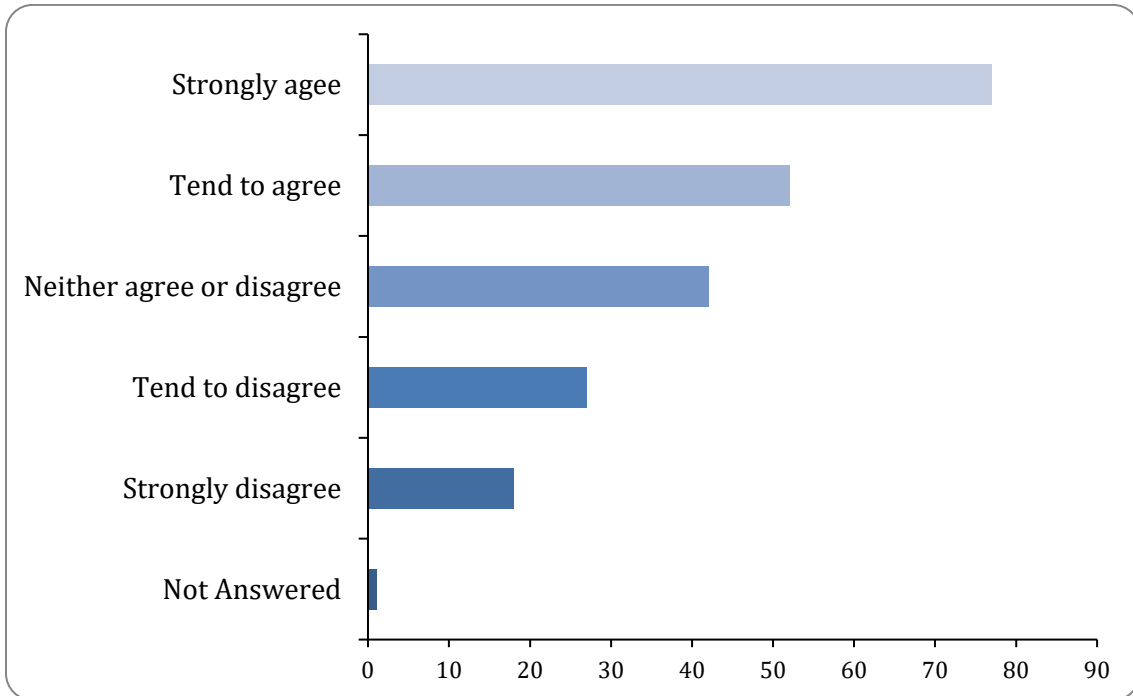
There were 214 responses to this part of the question.



Option	Total	Percent
<b>Strongly agree</b>	65	29.95%
<b>Tend to agree</b>	66	30.41%
<b>Neither agree or disagree</b>	44	20.28%
<b>Tend to disagree</b>	21	9.68%
<b>Strongly disagree</b>	18	8.29%
<b>Not Answered</b>	3	1.38%

**Public health and awareness actions - Bonfire/garden waste awareness campaign**

There were 216 responses to this part of the question.

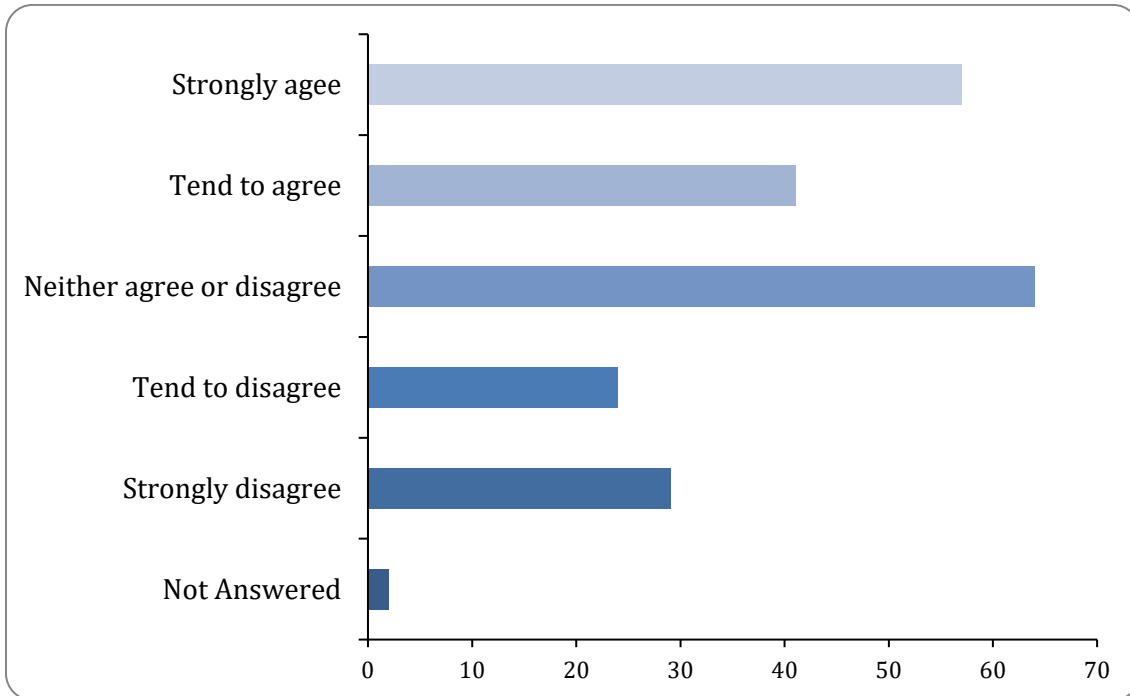


Option	Total	Percent
<b>Strongly agree</b>	77	35.48%
<b>Tend to agree</b>	52	23.96%
<b>Neither agree or disagree</b>	42	19.35%
<b>Tend to disagree</b>	27	12.44%
<b>Strongly disagree</b>	18	8.29%
<b>Not Answered</b>	1	0.46%



**Public health and awareness actions - Engagement in National Clean Air Day**

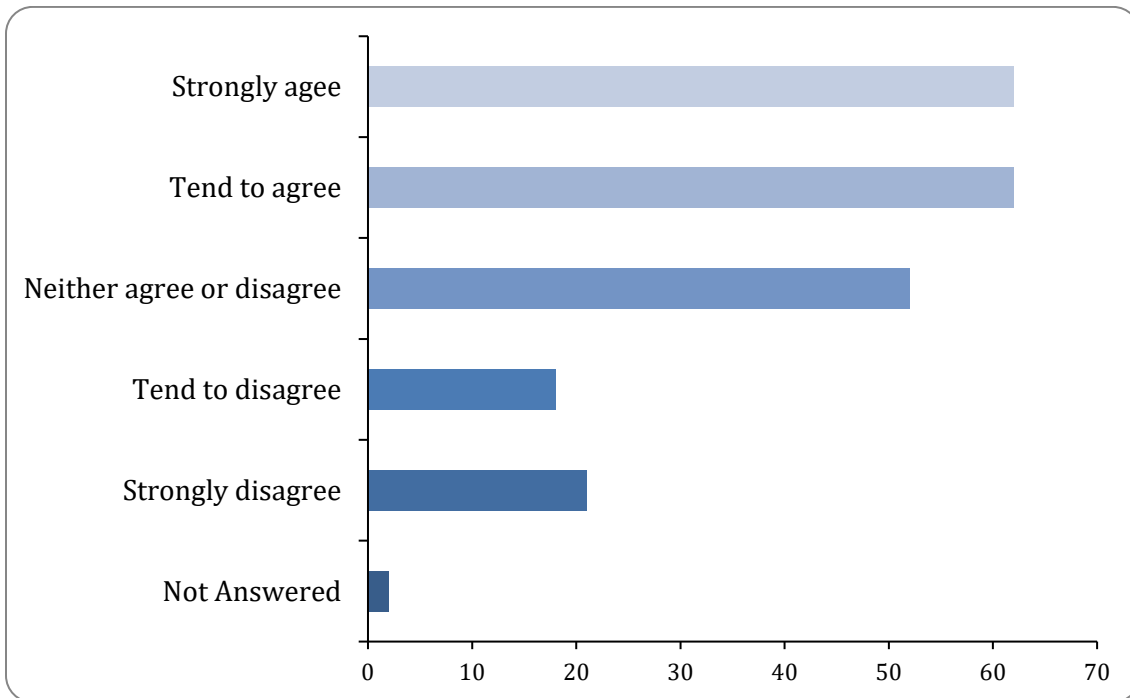
There were 215 responses to this part of the question.



Option	Total	Percent
<b>Strongly agree</b>	57	26.27%
<b>Tend to agree</b>	41	18.89%
<b>Neither agree or disagree</b>	64	29.49%
<b>Tend to disagree</b>	24	11.06%
<b>Strongly disagree</b>	29	13.36%
<b>Not Answered</b>	2	0.92%

**Public health and awareness actions - Indoor air quality awareness campaign**

There were 215 responses to this part of the question.

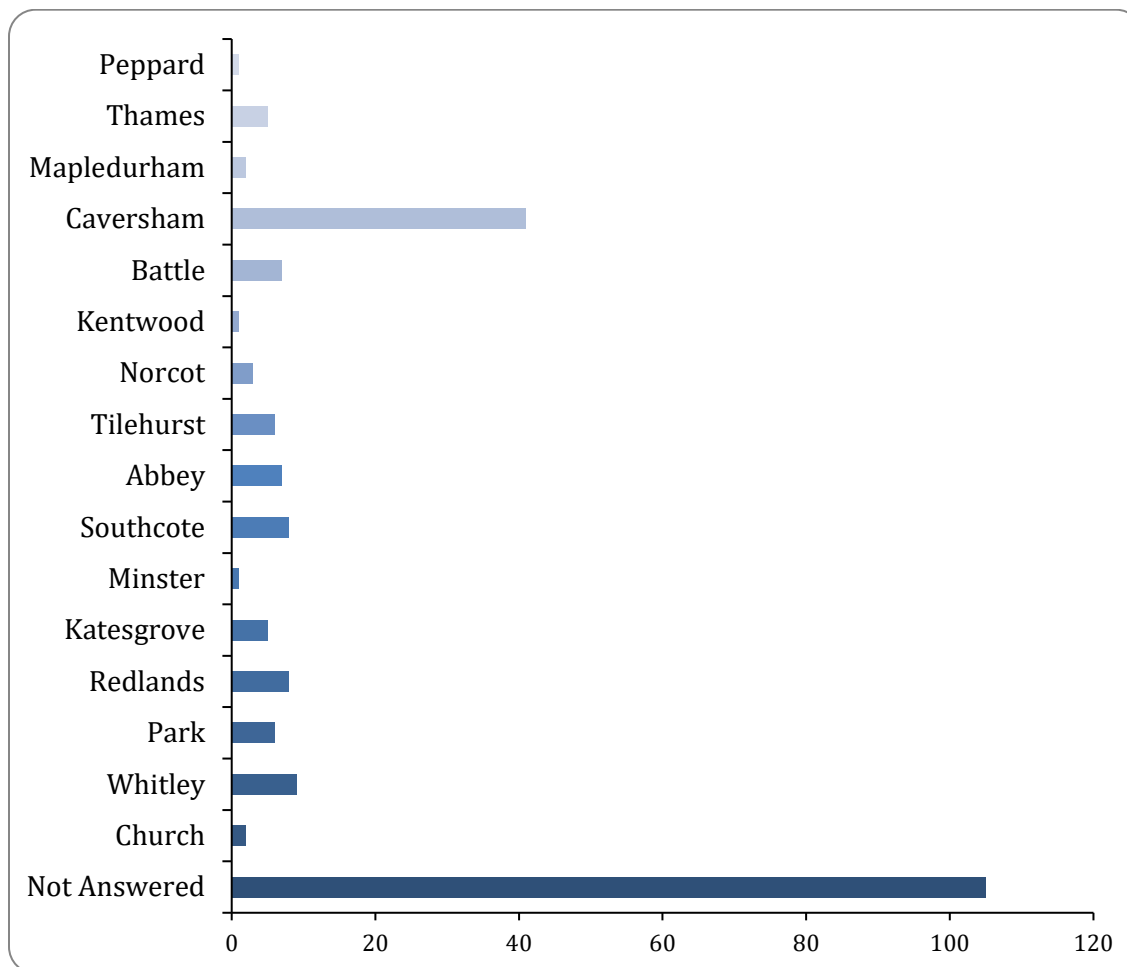


Option	Total	Percent
<b>Strongly agree</b>	62	28.57%
<b>Tend to agree</b>	62	28.57%
<b>Neither agree or disagree</b>	52	23.96%
<b>Tend to disagree</b>	18	8.29%
<b>Strongly disagree</b>	21	9.68%
<b>Not Answered</b>	2	0.92%

## 9: Are there any specific air pollution sources you are concerned about near your home?

### Your Ward

There were 112 responses to this part of the question.



Option	Total	Percent
Peppard	1	0.46%
Thames	5	2.30%
Mapledurham	2	0.92%
Caversham	41	18.89%
Battle	7	3.23%
Kentwood	1	0.46%
Norcot	3	1.38%
Tilehurst	6	2.76%
Abbey	7	3.23%

Reading Borough Council

<b>Southcote</b>	8	3.69%
<b>Minster</b>	1	0.46%
<b>Katesgrove</b>	5	2.30%
<b>Redlands</b>	8	3.69%
<b>Park</b>	6	2.76%
<b>Whitley</b>	9	4.15%
<b>Church</b>	2	0.92%
<b>Not Answered</b>	105	48.39%

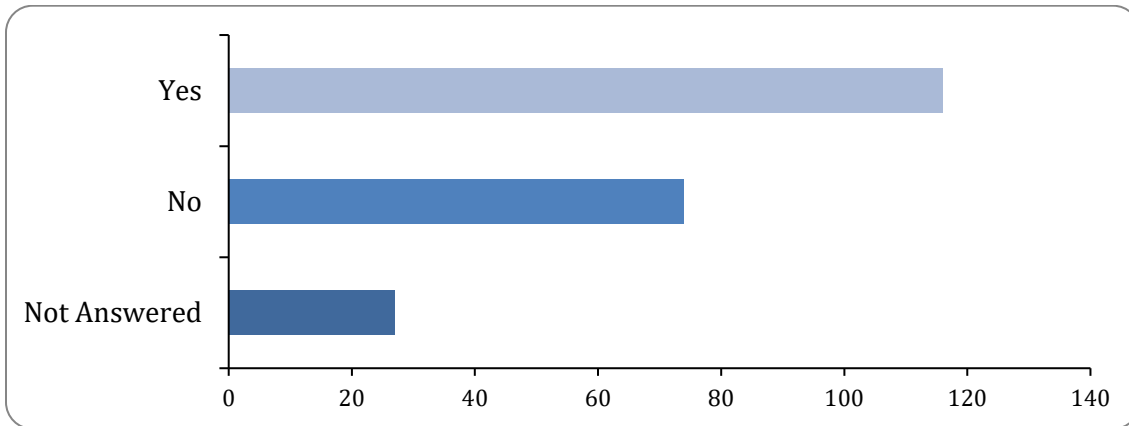
**Air pollution source of concern**

There were 110 responses to this part of the question.

## 10: Are there any other measures that you would like to see included in the Air Quality Action Plan?

### Would you like to see any other measures included?

There were 190 responses to this part of the question.



Option	Total	Percent
Yes	116	53.46%
No	74	34.10%
Not Answered	27	12.44%

### If you answered yes, please provide the measure you would like to see included

There were 123 responses to this part of the question.